



**STRAMIT  
MEGACLAD®**  
ROOF AND WALL CLADDING


p r o d u c t   t e c h n i c a l   m a n u a l



# STRAMIT MEGA CLAD®

## ROOF AND WALL CLADDING

### Selection & Specification



#### Features

- Hi-tensile Steel – lightweight with high strength.
- Economical – unique combination of features provides a lower installed cost.
- Less Fasteners – reduces cost of screws and installation.
- 800mm Cover – quick and easy installation.
- Spaced Ribs – greater water carrying capacity providing longer runs.
- 2° Minimum Pitch – reduces support structure.
- Less Work – fewer turn-ups and downs, less flashing, notching and fewer fasteners to install.

#### Applications

The wide cover, light weight and weather resistance of **Stramit Megaclad®** cladding make it perfect for many industrial, commercial and rural roofing and walling applications. Its optimized rib spacing and ease of assembly allow for economical and practical spans. The large water-carrying capacity and weather-tightness permit very low roof pitches, leading to further economies in the building structure.

#### IMPORTANT NOTE

The information contained within this brochure is as far as possible accurate at the date of publication, however, before application in a particular situation, Stramit Building Products recommends that you obtain qualified expert advice confirming the suitability of product(s) and information in question for the application proposed. While Stramit accepts its legal obligations, be aware however that to the extent permitted by law, Stramit disclaims all liability (including liability for negligence) for all loss and damage resulting from the use of the information provided in this brochure.

## Materials

**Stramit Megaclad**® cladding is manufactured from hi-tensile G550 colour coated steel or zinc-aluminium alloy coated steel. In some locations galvanised and severe environment colour coated steel may be available by arrangement. Colour coated steels are in accordance with AS2728 – Category 3 and, for the substrate, with ASI397. Zinc-aluminium alloy coated AZ150 and galvanised Z450 conform to ASI397.

Stramit has a comprehensive range of colours as standard. Ask your nearest Stramit location for colour availability.

### STRAMIT MEGACLAD® CLADDING – SHEETING MASS (kg/m<sup>2</sup> of roof area)

|            | ZINCALUME® | COLORBOND® | GALVANISED |
|------------|------------|------------|------------|
| 0.42mm BMT | 4.07       | 4.14       | 4.44       |
| 0.48mm BMT | 4.63       | 4.70       | 4.99       |

## Adverse Conditions

**Stramit Megaclad**® cladding will give excellent durability in almost all locations. It is however important to choose the correct coating for each application environment. The table below shows the suitability of coating types for different exposure conditions.

| suitability of coating type | site exposure condition |          |        |             |
|-----------------------------|-------------------------|----------|--------|-------------|
|                             | benign                  | moderate | severe | very severe |
| ZINCALUME® AZI150           | ✓                       | ?        | ?      | ✗           |
| Galvanised Z450             | ✓                       | ?        | ✗      | ✗           |
| COLORBOND®                  | ✓                       | ✓        | ?      | ✗           |
| COLORBOND® Ultra            | N/A                     | N/A      | ✓      | ?           |

? Question marks indicate conditions where durability may be diminished, depending on the particular application.

The approximate site exposure conditions in the table above are defined below.

| site exposure condition | distance of site from |                        |                     |                        |
|-------------------------|-----------------------|------------------------|---------------------|------------------------|
|                         | rough active surf     | calm, still salt water | industrial emission | fossil fuel combustion |
| benign                  | 1000m +               | 100m +                 | 500m +              | 500m +                 |
| moderate                | 400m-1000m            | 0-100m                 | 250m-500m           | 250m-500m              |
| severe                  | 100m-400m             | N/A                    | 100m-250m           | 100m-250m              |
| very severe             | 0-100m                | N/A                    | 0-100m              | 0-100m                 |

The suitability and exposure tables above are guidelines only; conditions will vary from site to site. If in any doubt about the choice of coating for a particular application contact your nearest Stramit office for advice.

## Compatibility

All building products need to be checked for compatibility with adjacent materials. These checks need to be for both direct contact between materials, and where water runs from one material to another. The following guidelines generally avoid material incompatibility:

- For zinc-aluminium alloy coated steel, colour coated steel and galvanised steel roofs avoid copper, lead, green or treated timber, stainless steel and mortar or concrete.
- In addition galvanised steel roofs should not receive drainage from aluminium or any inert materials, such as plastics, glass, glazed tiles, colour coated and zinc-aluminium alloy. Contact Stramit for more detailed information.

## Testing

Stramit has in-house, purpose built, testing equipment used to design, develop and improve products for the Australian market. In addition many Stramit products are tested or witnessed by independent organisations. These include:

- Cyclone Structural Testing Station (James Cook University)
- The University of Sydney
- University of Technology, Sydney

This ongoing research and development activity ensures that Stramit remains at the forefront of innovation, design and consumer information.

## Architectural Specification

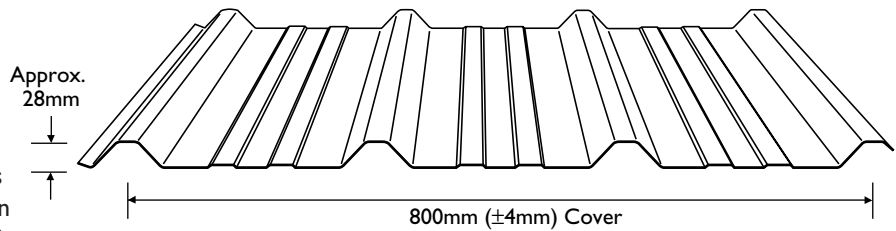
This specification can be found on the Stramit web site and can be easily downloaded onto your documentation.

The roofing/walling shall be 0.42 (or 0.48) mm BMT **Stramit Megaclad**® cladding in continuous lengths with trapezoidal ribs 28mm high, spaced at 267mm centres. Sheeting material shall be protected steel sheet to Australian Standard ASI397, with a minimum yield stress of 550MPa (Grade G550) and an AZI150 zinc-aluminium coating with or without an oven-baked paint film of selected colour. The sheeting shall be fixed to the purlins/girts in accordance with the manufacturer's recommendations. Suitable fixing screws in accordance with Australia Standard AS3566, Class 3, shall be used at every support with side lap fasteners installed at mid span. Sheets shall be laid in such a manner that the approved side lap faces away from the prevailing weather. A minimum of 50mm shall be provided for projection into gutters. Flashings shall be provided in compatible materials as specified; minimum cover of flashing shall be 150mm. All sheeting shall be fixed in a workman-like manner, leaving the job clean and weathertight. Repair minor blemishes with touch-up paint supplied by the roof manufacturer. All debris (nuts, screws, cuttings, filings etc.) shall be cleaned off daily.

# Design

## Spans

The spans shown below take account of 'normal' foot traffic and wind resistance including local pressure zone effects. Pressures are based on AS4055 or AS1170.2 section 2. Where the two standards differ, the worst case has been taken for each classification. Data should only be used for buildings 7m or less in height, 1000m<sup>2</sup> or less in area and unaffected by land topography.



### STRAMIT MEGA CLAD® CLADDING – MAXIMUM SPAN CHART (mm)

| bmt (mm)   | roofs                           |      |              |             |                                 | walls                           |      |              |             |                                 | overhangs |                |
|--|---------------------------------|------|--------------|-------------|---------------------------------|---------------------------------|------|--------------|-------------|---------------------------------|-----------|----------------|
|  | pressure (kPa) service -ability |      | double spans | equal spans | internal (end) span combination | pressure (kPa) service -ability |      | double spans | equal spans | internal (end) span combination | free edge | stiffened edge |
| <b>N1 or Region A (sheltered suburban)</b>                                 |                                 |      |              |             |                                 |                                 |      |              |             |                                 |           |                |
| 0.42   | 0.76                            | 1.35 | 1250         | 1250        | 1500 (1250)                     | 0.61                            | 1.04 | 2100         | 2300        | 2450 (2000)                     | 100       | 300            |
| 0.48   | 0.76                            | 1.35 | 1500         | 1500        | 1800 (1500)                     | 0.61                            | 1.04 | 2200         | 2450        | 2600 (2150)                     | 150       | 350            |
| <b>N2 or Region B (sheltered suburban) and Region A (exposed suburban)</b> |                                 |      |              |             |                                 |                                 |      |              |             |                                 |           |                |
| 0.42   | 0.78                            | 1.94 | 1250         | 1250        | 1500 (1250)                     | 0.61                            | 1.49 | 2100         | 2300        | 2450 (2000)                     | 100       | 300            |
| 0.48   | 0.78                            | 1.94 | 1500         | 1500        | 1800 (1500)                     | 0.61                            | 1.49 | 2200         | 2450        | 2600 (2150)                     | 150       | 350            |
| <b>N3 or Region A (rural) and Region B (exposed suburban)</b>              |                                 |      |              |             |                                 |                                 |      |              |             |                                 |           |                |
| 0.42   | 1.18                            | 2.96 | 1250         | 1250        | 1450 (1200)                     | 0.92                            | 2.25 | 1700         | 1650        | 1900 (1550)                     | 100       | 250            |
| 0.48   | 1.18                            | 2.96 | 1500         | 1500        | 1800 (1500)                     | 0.92                            | 2.25 | 1800         | 2000        | 2300 (1900)                     | 150       | 300            |

Internal spans must have both end spans 20% shorter. Values are only valid for use with steel members of 0.75mm or thicker. For more specific applications *Stramit Megaclad*® cladding must be designed to the pressure and foot traffic limitations below.

## Pressures

### STRAMIT MEGA CLAD® CLADDING – SERVICEABILITY LIMIT STATE CAPACITY

| thickness bmt(mm) | fasteners per sheet | span type | pressure (kPa) at the spans (mm) shown |      |      |      |      |      |      |      |      |  |
|-------------------|---------------------|-----------|--|------|------|------|------|------|------|------|------|--|
|                   |                     |           | 600                                    | 900  | 1200 | 1500 | 1800 | 2100 | 2400 | 2700 | 3000 |  |
| 0.42              | 3                   | internal  | 3.18                                   | 2.31 | 1.72 | 1.31 | 1.02 | 0.81 | 0.64 | 0.50 | 0.39 |  |
|                   |                     | equal     | 2.56                                   | 2.27 | 1.76 | 1.34 | 1.01 | 0.75 | 0.54 | 0.38 | 0.24 |  |
|                   |                     | double    | 3.86                                   | 2.30 | 1.56 | 1.12 | 0.83 | 0.63 | 0.47 | 0.36 | 0.26 |  |
| 0.48              | 3                   | internal  | 2.97                                   | 2.97 | 2.67 | 2.13 | 1.63 | 1.19 | 0.83 | 0.52 | 0.26 |  |
|                   |                     | equal     | 5.65                                   | 3.18 | 2.09 | 1.49 | 1.10 | 0.84 | 0.65 | 0.50 | 0.39 |  |
|                   |                     | double    | 6.44                                   | 3.38 | 2.10 | 1.41 | 0.99 | 0.70 | 0.50 | 0.34 | 0.22 |  |

### STRAMIT MEGA CLAD® CLADDING – STRENGTH LIMIT STATE CAPACITY (Non-cyclonic)

| thickness bmt(mm) | fasteners per sheet | span type | pressure (kPa) at the spans (mm) shown |      |      |      |      |      |      |      |      |  |
|-------------------|---------------------|-----------|--|------|------|------|------|------|------|------|------|--|
|                   |                     |           | 600                                    | 900  | 1200 | 1500 | 1800 | 2100 | 2400 | 2700 | 3000 |  |
| 0.42              | 3                   | internal  | 9.25                                   | 5.39 | 3.80 | 2.95 | 2.44 | 2.09 | 1.84 | 1.65 | 1.51 |  |
|                   |                     | equal     | 12.43                                  | 6.05 | 3.48 | 2.49 | 2.06 | 1.86 | 1.78 | 1.74 | 1.74 |  |
|                   |                     | double    | 4.51                                   | 4.63 | 3.92 | 3.24 | 2.69 | 2.24 | 1.88 | 1.58 | 1.33 |  |
| 0.48              | 3                   | internal  | 12.43                                  | 9.44 | 6.76 | 5.18 | 4.15 | 3.41 | 2.87 | 2.45 | 2.11 |  |
|                   |                     | equal     | 12.43                                  | 8.74 | 5.42 | 4.07 | 3.44 | 3.13 | 2.96 | 2.87 | 2.83 |  |
|                   |                     | double    | 11.91                                  | 8.91 | 6.75 | 5.25 | 4.16 | 3.34 | 2.70 | 2.19 | 1.77 |  |

Tables are based on testing to AS1562 and AS4040 parts 0, 2 and 3. Internal spans must have both end spans 20% shorter. Values only valid for use with steel support members of 0.75mm or thicker.

## Foot Traffic

Foot traffic limits for **Stramit Megaclad**® cladding are shown for three alternate foot traffic categories. These are:

- High Maintenance – for applications with repeated maintenance, particularly where personnel may be unfamiliar with correct procedures for walking on metal roofs.
- Normal – based on traditional expectations, with moderate maintenance foot traffic using designated foot paths.
- Controlled – spans that conform to AS1562 but require minimal careful foot traffic only on the designated foot path. Suggested for use only where occasional aesthetic imperfections from foot traffic are acceptable.

### STRAMIT MEGACLAD® CLADDING – FOOT TRAFFIC LIMITED SPANS (mm)

| thickness<br>bmt | fasteners<br>per sheet | span<br>type | foot traffic limits |        |            |
|------------------|------------------------|--------------|---------------------|--------|------------|
|                  |                        |              | heavy               | normal | controlled |
| 0.42             | 4                      | internal     | -                   | 1500   | 1800       |
|                  |                        | equal        | -                   | 1250   | 1500       |
|                  |                        | double       | -                   | 1250   | 1500       |
| 0.48             | 4                      | internal     | 800                 | 1800   | 2100       |
|                  |                        | equal        | 600                 | 1500   | 1800       |
|                  |                        | double       | 600                 | 1500   | 1800       |

Tables are based on tests to AS1562 and AS4040 parts 0 and 1.

For more information on foot traffic performance of **Stramit Megaclad**® cladding and other Stramit roofing profiles refer to Stramit's Foot Traffic Guide.

## Spring Curving

**Stramit Megaclad**® cladding can be spring-curved, concave and convex, including curved ridges, provided it is sealed at the apex and within the recommended limits below:

### STRAMIT MEGACLAD® CLADDING – SPRING-CURVED RADII LIMITS (m)

| bmt<br>(mm) | performance restricted |                          | restricted by drainage at the rainfall intensities shown |              |              |
|-------------|------------------------|--------------------------|--|--------------|--------------|
|             | minimum*<br>radius     | lowest<br>neutral radius | 370<br>mm/hr   | 220<br>mm/hr | 150<br>mm/hr |
| 0.42        | 70                     | 70                       | 135  | 228          | 334          |
| 0.48        | 70*                    | 80                       | 135  | 228          | 334          |

\*At these radii a maximum support spacing of 1200mm applies, and limit state pressure capacities are reduced by 14% for serviceability and 7% for strength. These reductions apply proportionately up to the lowest neutral radius.

For more comprehensive information on spring curving **Stramit Megaclad**® cladding and other Stramit roofing profiles refer to the Stramit Spring Curving Guide.

## Thermal Expansion

All metal roof sheeting is subject to thermal expansion and, where there is a temperature difference between the sheeting and the structure, this needs to be accommodated. The colour of the sheeting will affect the amount of thermal expansion, and whether the sheet is flat or curved will affect its ability to resist without problems.

Sheet lengths should be limited to those shown below.

### STRAMIT MEGACLAD® CLADDING – MAXIMUM SHEET LENGTH (m)

| roof colour   | light | dark |
|---------------|-------|------|
| Flat          | 25    | 17   |
| Spring-curved | 20    | 17   |

## Water Carrying

**Stramit Megaclad**® cladding has excellent water-carrying capacity. This and the sheeting stiffness enable roof slopes to be as low as 2° for many applications. Roof run lengths are the combined lengths of all roof elements contributing to a single pan drainage path. This can include the roof length upstream of a roof penetration that concentrates flow into other pans. The table below gives slopes for 100 year return period rainfall intensity.

### STRAMIT MEGACLAD® CLADDING – MINIMUM ROOF SLOPE (degrees)

| rainfall<br>intensity<br>mm/hr | total roof run length (m) |     |     |     |     |     |     |     |     |     |  |
|--------------------------------|---------------------------|-----|-----|-----|-----|-----|-----|-----|-----|-----|--|
|                                | 40                        | 50  | 60  | 70  | 80  | 90  | 100 | 110 | 120 | 130 | 140                                    |
| 150                            |                           |     |     |     |     |     | 2.0 | 2.6 | 3.3 | 4.0 | 4.8                                    |
| 175                            | <i>Minimum</i>            |     |     |     | 2.0 | 2.3 | 3.0 | 3.8 | 4.7 | 5.8 | 6.3                                    |
| 200                            | <i>Slope 2.0°</i>         |     |     | 2.0 | 2.4 | 3.2 | 4.2 | 5.3 | 6.4 | 7.7 | 9.0                                    |
| 225                            |                           |     | 2.0 | 2.3 | 3.3 | 4.4 | 5.5 | 6.9 | 8.4 | 11  | 13                                     |
| 250                            |                           |     | 2.0 | 3.0 | 4.3 | 5.7 | 7.2 | 8.9 | 11  | 14  | 16                                     |
| 275                            |                           | 2.0 | 2.6 | 3.8 | 5.3 | 6.9 | 8.8 | 11  | 14  | 16  | 19                                     |
| 300                            |                           | 2.0 | 3.2 | 4.7 | 6.5 | 8.5 | 11  | 14  | 17  | 19  | 22                                     |
| 325                            | 2.0                       | 2.5 | 4.0 | 5.5 | 7.5 | 10  | 13  | 16  | 19  | 22  | 25                                     |
| 350                            | 2.0                       | 2.9 | 4.6 | 6.5 | 8.7 | 12  | 15  | 18  | 22  | 25  |  |
| 375                            | 2.0                       | 3.7 | 6.0 | 7.8 | 11  | 14  | 18  | 21  | 25  |     |  |
| 400                            | 2.6                       | 4.4 | 6.5 | 9.0 | 13  | 16  | 20  | 23  |     |     | Exceeds<br>the scope<br>of this manual |

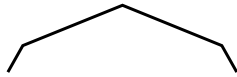
For more information on water carrying performance of **Stramit Megaclad**® cladding and other Stramit roofing profiles refer to Stramit's Roof Slope Guide.

## Procurement

### Prices

Prices on **Stramit Megaclad**<sup>®</sup> cladding and its accessories can be obtained from your nearest Stramit location or distributor of Stramit products. As Stramit does not provide an installation service, ask your tradesperson for a supply and fix price. Contact your nearest Stramit location for the names of tradespersons in your area.

### Related Products



**Ridge Capping** – standard or custom dimensions




**Flashings** – a range of custom flashings

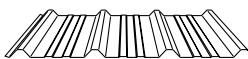


**Filler Strips** – top and bottom; for eaves, ridge and joint sealing

Use only where sealing is preferred to ventilation



**Insulation & roofing mesh** – a range of mesh, sisalation, plain & foil backed blanket



**Translucent sheeting** – fibreglass sheeting in a range of shades and densities

### Length

**Stramit Megaclad**<sup>®</sup> cladding is supplied cut-to-length. When designing or transporting long products ensure that the length is within the limit of the local Transport Authority regulations. The manufacturing tolerance on the length of product supplied is +0, -15mm.

### Ordering

**Stramit Megaclad**<sup>®</sup> cladding can be ordered directly, through distributors, or supplied and fixed from a roofing contractor.

### Delivery/Unloading

Delivery can normally be made within 48 hours, subject to the delivery location, quantity and material availability, or can be at a pre-arranged date and time. Please ensure that suitable arrangements have been made for truck unloading, as this is the responsibility of the receiver. Pack mass may be up to one tonne. When lifting **Stramit Megaclad**<sup>®</sup> cladding, care should be taken to ensure that the load is spread to prevent damage.

## Handling/Storage


**Stramit Megaclad**<sup>®</sup> cladding should be handled with care at all times to preserve the product capabilities and quality of the finish. Packs should always be kept dry and stored above ground level while on site. If the sheets have become wet, they should be separated, wiped and placed in the open to promote drying.

## Installation


### Fasteners


All fastening screws must conform to AS3566 – Class 3. They are to be hexagon headed and must be used with sealing washers. For connecting to purlins or top hats use:

**For steel** (0.75bmt or greater)  
– No.12 x 45mm self-drilling and threading screws for crest fixing

 – No.10 x 16mm self-drilling and threading screws for pan fixing to walls

**For timber** (F11 or better)  
– No. 12 x 65mm type 17 screws for crest fixing

 – No.10 x 25mm type 17 screws for pan fixing to walls

**Side Laps**  
– No. 8 x 12mm 'S' point screws, or  
 – 3.2mm diameter sealed aluminium pop rivets

### Installation

**Stramit Megaclad**<sup>®</sup> cladding is readily installed with or without fibreglass insulation blanket. If practical lay sheets in the opposite direction to prevailing weather.

Installation of **Stramit Megaclad**<sup>®</sup> cladding is a straightforward procedure using the following fixing sequence:

- 1) Ensure all purlins are in line and correctly installed and that mesh and blanket (if specified) are in place.
- 2) Position and fix the first sheet ensuring the correct sheet overhangs (minimum 50mm). Ensure that screws are not overtightened.
- 3) Continue to fix subsequent sheets checking that sheet ends at the lower edge are exactly aligned.

It is important that the underlap of one sheet does not protrude beyond the overlap of the next – if this is unavoidable, the underlap must be trimmed locally or water 'drawback' may occur.



- 4) Measure the overall cover width at top and bottom of the sheets from time to time to avoid 'fanning'.
- 5) For roof spans exceeding 900mm and wall spans exceeding 1200mm, stitch the sidelaps at midspan.
- 6) Turn up the pans at the upper roof edge and turn down the pans at the lower edge and install flashings.
- 7) Clean up the roof after each days work, removing all screws, cuttings, swarf etc, and leave roof clean and watertight.

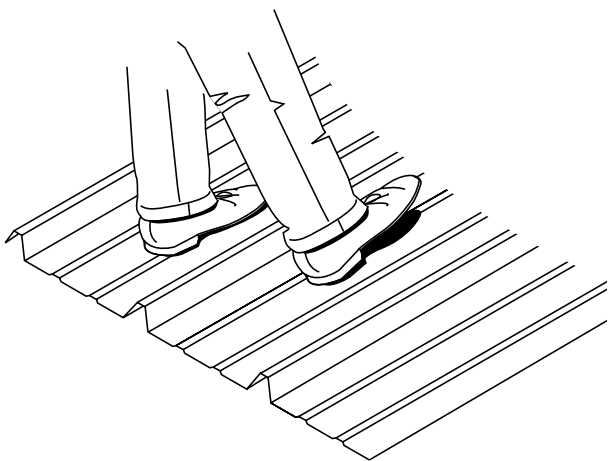
### Insulation

**Stramit Megaclad**<sup>®</sup> cladding is suitable for use with insulating blanket. Glasswool blanket up to 50mm thick can be readily used. Increased thicknesses require longer fasteners and greater care in installation.

### Walking

As with all roofing products, we recommend extra caution be taken when walking on the roof. When walking on **Stramit Megaclad**<sup>®</sup> cladding roofing always wear flat rubber soled shoes and place feet only in the pans, taking care to avoid the last pan or two near edges of the metal roof area.

### **Walk only in pans, or on ribs at purlin supports**



### Good Practice

Stramit recommends that good trade practice be followed when using this product, such as that found in Australian Standards Handbook HB39.

### Cutting

**Stramit Megaclad**<sup>®</sup> cladding can be easily cut, where required, using a power saw with a steel cutting blade or a power nibbler and, for localised cutting, tin snips. Avoid the use of abrasive discs as these can cause burred edges and coating damage. Please dispose of any off-cuts carefully.

## **Additional Information**

### Maintenance

Exterior surfaces of metal products unwashed by rain can benefit from occasional washing to remove build-up of corrosive salts. Walls beneath eaves or awnings are such a situation.

### Further Information

As well as our standard range of Technical Manuals, Installation Leaflets, Case Studies and other promotional literature Stramit has a series of Guides to aid design. These include:

- Concealed Fixed Decking
- Roof Slope Guide
- Foot Traffic Guide
- Roof System Selection Guide
- Bullnosing, Curving and Crimping
- Acoustic Panels
- Cyclonic Areas
- Spring Curving Guide

Please contact your nearest Stramit location for any of these guides, or other literature.

### Other Products

Stramit offers a wide range of building products, including:

- Purlins and girts
- Formwork decking
- Roof and wall sheeting
- Lightweight structural sections
- Truss components
- Gutters and downpipes
- Fascias
- Custom flashings
- Insulating products
- Fasteners

### Design Registrations

**Stramit Megaclad**<sup>®</sup> cladding is the subject of a design registration.

### References

In preparing this document reference has been made to:

- Standards Australia Handbook – HB39 (Installation code for metal roof and wall cladding)
- BlueScope Steel – Technical Bulletin TB-4 (Maintenance of Colorbond prepainted steel roofing)
- BlueScope Steel – Technical Bulletin TB-1 (Steel roofing and walling products – selection guide)



The Stramit web page can be found at:

[www.stramit.com.au](http://www.stramit.com.au)

Details of many **Stramit**® products can also be seen on the RALIA site 'Product Selector' at:

[www.selector.com.au](http://www.selector.com.au)

## Building Products

contact numbers for information

|  |              | prices                           | availability                     | general                          | technical                        |
|--|--------------|----------------------------------|----------------------------------|----------------------------------|----------------------------------|
|  |              |                                  | products<br>coating<br>colours   | other                            | advice<br>product data           |
| <b>SYDNEY</b><br>Cnr Erskine Park & Mamre Roads, Erskine Park NSW 2759   | phone<br>fax | (02) 9834 0909<br>(02) 9834 0988 |                                  | (02) 9834 0900<br>(02) 9834 0977 |                                  |
| <b>CANBERRA</b><br>4 Bass Street, Queanbeyan NSW 2620                    | phone<br>fax |                                  | (02) 6297 3533<br>(02) 6297 8089 |                                  |                                  |
| <b>COFFS HARBOUR</b><br>6 Mansbridge Drive, Coffs Harbour NSW 2450       | phone<br>fax |                                  | (02) 6652 6333<br>(02) 6651 3395 |                                  | (02) 9834 0900<br>(02) 9834 0977 |
| <b>NEWCASTLE</b><br>17 Nelson Road, Cardiff NSW 2285                     | phone<br>fax |                                  | (02) 4954 5033<br>(02) 4954 5856 |                                  |                                  |
| <b>ORANGE</b><br>51 Leewood Drive, Orange NSW 2800                       | phone<br>fax |                                  | (02) 6361 0444<br>(02) 6361 9814 |                                  |                                  |
| <b>MELBOURNE - KILSYTH</b><br>180-186 Colchester Road, Kilsyth VIC 3137  | phone<br>fax | (03) 9721 8333                   |                                  | (03) 9721 8333<br>(03) 9721 8347 |                                  |
| <b>MELBOURNE - BAYSWATER</b><br>491 Mountain Highway, Bayswater VIC 3135 | phone<br>fax | (03) 9722 5555<br>(03) 9722 5519 |                                  | (03) 9722 5500<br>(03) 9722 5538 |                                  |
| <b>MELBOURNE - PRESTON</b><br>219 Dundas Street, Preston VIC 3072        | phone<br>fax |                                  | (03) 9484 0193<br>(03) 9484 5060 |                                  |                                  |
| <b>MELBOURNE - MULGRAVE</b><br>2 Faigh Street, Mulgrave VIC 3170         | phone<br>fax | (03) 9560 1588<br>(03) 9560 7840 |                                  | (03) 9560 1588<br>(03) 9560 4606 |                                  |
| <b>ALBURY</b><br>109 Boronia Street, Albury NSW 2640                     | phone<br>fax |                                  | (02) 6025 2133<br>(02) 6025 6349 |                                  | (03) 9560 1588<br>(03) 9560 4606 |
| <b>BENDIGO</b><br>Ramsay Court, Kangaroo Flat VIC 3555                   | phone<br>fax |                                  | (03) 5447 8455<br>(03) 5447 9677 |                                  |                                  |
| <b>HOBART</b><br>Farley Street, Derwent Park TAS 7010                    | phone<br>fax |                                  | (03) 6272 4500<br>(03) 6272 0967 |                                  |                                  |
| <b>ADELAIDE</b><br>11 Stock Road, Cavan SA 5094                          | phone<br>fax |                                  | (08) 8262 4444<br>(08) 8262 6333 |                                  |                                  |
| <b>BRISBANE</b><br>57-71 Platinum Street, Crestmead QLD 4132             | phone<br>fax |                                  | (07) 3803 9999<br>(07) 3803 1499 |                                  |                                  |
| <b>TOWNSVILLE</b><br>402-408 Bayswater Road, Garbutt QLD 4814            | phone<br>fax |                                  | (07) 4779 0844<br>(07) 4775 7155 |                                  |                                  |
| <b>CAIRNS</b><br>83 Kenny Street, Portsmith QLD 4870                     | phone<br>fax |                                  | (07) 4031 4064<br>(07) 4031 4069 |                                  |                                  |
| <b>MACKAY</b><br>Brickworks Court, Glenella QLD 4740                     | phone<br>fax |                                  | (07) 4942 3488<br>(07) 4942 2343 |                                  | (07) 3803 9999<br>(07) 3803 1499 |
| <b>MARYBOROUGH</b><br>10 Activity St, Maryborough QLD 4650               | phone<br>fax |                                  | (07) 4121 2433<br>(07) 4123 3139 |                                  |                                  |
| <b>GLADSTONE</b><br>25 Beckinsale St, Gladstone QLD 4680                 | phone<br>fax |                                  | (07) 4972 8455<br>(07) 4972 8355 |                                  |                                  |
| <b>ROCKHAMPTON</b><br>174-176 Alexandra St, Nth Rockhampton QLD 4701     | phone<br>fax |                                  | (07) 4927 3855<br>(07) 4922 2857 |                                  |                                  |
| <b>DARWIN</b><br>55 Albatross Street, Winnellie NT 0820                  | phone<br>fax |                                  | (08) 8947 0780<br>(08) 8947 1577 |                                  |                                  |
| <b>PERTH</b><br>605-615 Bickley Road, Maddington WA 6109                 | phone<br>fax |                                  | (08) 9493 8800<br>(08) 9493 8899 |                                  |                                  |
| <b>BUNBURY</b><br>Lot 1 Proffit Street, Bunbury WA 6230                  | phone<br>fax |                                  | (08) 9721 8046<br>(08) 9721 8017 |                                  |                                  |

© Registered trademark of Stramit Corporation Pty Limited. ABN 57 005 010 195 trading as Stramit Building Products

A member of the Amatek Group

COLORBOND® and ZINCALUME® are registered trademarks of BlueScope Steel Limited

© Stramit Corporation Pty. Limited February 2004.

This document replaces all previous issues. Please destroy, or clearly mark as superseded, all previous issues.